

PERMIT
CITY OF NAPOLEON - BUILDING DEPARTMENT

255 West Riverview Avenue, Napoleon, Ohio 43545 - 419-592-4010

Permit No. 02016 Issued 6-28-90
date

Job Location 817 Hobson
address

Lot 181 Phillips & Staffords
sub-div or legal discript

Issued By Brent N. Damman
building official

Owner Judy Tonjes 592-6731
name tel.

Address 817 Hobson

Agent Vernon Wachtman 758-3861
builder-eng.-etc. tel.

Address RR #3 Defiance Ohio 43512

Description of Use Residence

Residential 2
no. dwelling units

Commercial _____ Industrial _____

New _____ Add'n. _____ Alter _____ Remodel XX

Mixed Occupancy _____

Change of Occupancy _____

Estimated Cost \$ 10,000.00

FEES	BASE	PLUS	TOTAL
<input checked="" type="checkbox"/> BUILDING	9.00	48.00	57.00
<input type="checkbox"/> ELECTRICAL			
<input type="checkbox"/> PLUMBING			
<input type="checkbox"/> MECHANICAL			
<input type="checkbox"/> DEMOLITION			
<input type="checkbox"/> ZONING			
<input type="checkbox"/> SIGN			
<input type="checkbox"/> WATER TAP			
<input type="checkbox"/> SEW. INSP.			
<input type="checkbox"/> SEWER TAP			
<input type="checkbox"/> TEMP. WATER			
<input type="checkbox"/> TEMP. ELECT.			
ADDITIONAL PLAN REVIEW	Struct. _____ hrs	Elect. _____ hrs	
TOTAL FEES.....			57.00
LESS MIN. FEES PAID _____ <small>date</small>			
BALANCE DUE.....			57.00

ZONING INFORMATION

district	lot dimensions	area	front yd	side yds	rear yd
C	N/A	N/A	25	5	15
max hgt	no pkg spaces	no ldg spaces	max cover	petition or appeal req'd	date appr
35'	2 per dwelling		60%		

WORK INFORMATION:

Size: Length _____ Width _____ Stories _____ Ground Floor Area _____

Height _____ Building Volume (for demo. permit) _____ cu. ft. _____

Electrical: _____
brief description

Plumbing: _____
brief description

Mechanical: _____
brief description

Sign: _____ Dimensions _____ Sign Area **PAID**

Additional Information: install new siding and windows.

JUL 05 1990

Date 6-28-90 Applicant Signature Jerry L. Tonjes **CITY OF NAPOLEON.**
owner-agent

INSPECTION RECORD

	UNDERGROUND			ROUGH-IN						FINAL		
	Type	Date	By	Type	Date	By	Type	Date	By	Type	Date	By
PLUMBING	Building Drains			Drainage, Waste & Vent Piping			Indirect Waste			Drainage, Waste & Vent Piping		
	Water Piping									Backflow Prevention		
	Building Sewer			Water Piping			Condensate Lines			Water Heater		
	Sewer Connection									FINAL APPROVAL		
MECHANICAL	Refrigerant Piping			Refrigerant Piping			Chimney(s)			Grease Exhaust System		
				Duct Furnace(s)			Fire Dampers			Air Cond. Unit(s)		
	Ducts/Plenums			Ducts/Plenums			<input type="checkbox"/> Radiant Htr(s) <input type="checkbox"/> Unit Htr(s)			Refrigeration Equipment		
				Duct Insulation			Pool Heater			Furnace(s)		
				Combustion Products Vents			Ventilation <input type="checkbox"/> Supply <input type="checkbox"/> Exhst.			FINAL APPROVAL		
ELECTRICAL	Conduits & or Cable			Conduits/Cable			<input type="checkbox"/> Range <input type="checkbox"/> Dryer			Temp Service Temp Lighting		
	Grounding & or Bonding			Rough Wiring			<input type="checkbox"/> Generator(s) <input type="checkbox"/> Motors			Fixtures Lampholders		
	Floor Ducts Raceways			Service Panel Switchboard			<input type="checkbox"/> Water Htr <input type="checkbox"/> Welder			Signs		
	Service Conduit			Busways Ducts			<input type="checkbox"/> Heaters <input type="checkbox"/> Heat Cable			Electric Mtr. Clearance		
	Temporary Power Pole			Subpanels			<input type="checkbox"/> Duct Htr(s) <input type="checkbox"/> Furnace(s)			FINAL APPROVAL		
BUILDING	Location, Set-backs, Esmt(s)			Exterior Wall Construction			Roof Covering Roof Drainage			Smoke Detector		
	Excavation						Exterior Lath			Demolition (sewer cap)		
	Footings & Reinforcing						<input type="checkbox"/> Interior Lath <input type="checkbox"/> Wallboard					
	Floor Slab			Interior Wall Construction			Fire Wall(s)			Building or Structure		
	Foundation Walls			Columns & Supports			Fireplace Chimney					
	Sub-soil Drain			Crawl Space <input type="checkbox"/> Vent <input type="checkbox"/> Access			Attic <input type="checkbox"/> Vent <input type="checkbox"/> Access					
	Piles			Floor System(s)						FINAL APPROVAL BLDG. DEPT.		
				Roof System			Special Insp Reports Rec'd			Certificate of Occupancy Issued		
ADDITIONAL	INSPECTIONS, CORRECTIONS, ETC.						INSPECTIONS, CORRECTIONS, ETC.					
	BAID											
	JUL 0 2 1997											
	NOT RECORDED											

1/19/97

APPLICATION
for
RESIDENTIAL BUILDING, ELECTRICAL, PLUMBING, MECHANICAL, PERMITS and DEMOLITION PERMIT
from the
CITY OF NAPOLEON - BUILDING DEPARTMENT

Entry No. _____ 255 West Riverview Ave. Napoleon, Ohio 43545 Pn. 419-592-4010

Permit No. 02016 Issued 6-28-90

Job Location 817 Hobson

Lot 181 Phillips + Staffords
sub-div. or legal disc.

Issued By Brent N Damman
building official

Owner Judy Tonjes Pn 592-6731

Address 817 Hobson

Agent Vernon Wachtman Pn 758-3861

Address RR#3 Def. Oh 43512

Description of Use Residence

Chk. Permits Reg.	Base	Fees Plus	Total
<input checked="" type="checkbox"/> Building	9.00	48.00	57.00
<input type="checkbox"/> Electrical			
<input type="checkbox"/> Plumbing			
<input type="checkbox"/> Mechanical			
<input type="checkbox"/> Demolition			
<input type="checkbox"/> Zoning			
<input type="checkbox"/> Sign			
<input type="checkbox"/> Water tap			
<input type="checkbox"/> Sewer Tap			
<input type="checkbox"/> Temp. Water			
<input type="checkbox"/> Temp. Elec.			
Additional struc. plan review		hrs	
Elect. review		hrs	
Total Fees.....			57.00

Residential 2
no. dwelling units

Commercial _____ Industrial _____

New _____ Add'n. _____ Alter _____ Remodel

Mixed Occupancy _____

Change of Occupancy _____

Estimated Cost \$ 10,000.00

-ZONING INFORMATION

C district N/A lot dimensions N/A area

max hgt 35' no pkg spaces 2 per. Dwelling no ldg spaces _____ max cover 60%

Balance Due.....	date	
<u>25</u>	<u>5</u>	<u>57.00</u>
front yd	side yds.	rear yd
		<u>15</u>

WORK INFORMATION:

BUILDING: Garage Fl. Area _____ Basement Fl. Area _____ Second Floor Area _____

Size: Length _____ Width _____ Stories _____ Ground Floor Area _____

Height _____ Building Volume (for demo. permit) _____ cu. ft.

Description of Work: Install New siding + windows

PAID
JUL 05 1990

ELECTRICAL: Electrical Contractor _____ Pn. _____
 Address _____ Estimated Cost \$ _____
 Type of work: New _____ Service change _____ Rewiring _____ Additional Wiring _____ Temp. Elec. Req. _____
 Size of service _____ Underground _____ Overhead _____ No. of new circuits _____
 Description of work: _____

PLUMBING: Plumbing Contractor _____ Pn. _____
 Address _____ Estimated Cost \$ _____
 Water Tap Req. _____ Size _____ Type of Pipe _____ Water Dist. Pipe _____
 yes no type
 San. Sewer Tap Req. _____ Size _____ Type of Pipe _____ Dr. Waste Vt. Pipe _____
 yes no type
 St. Sewer Tap Req. _____ Size _____ Type of Pipe _____ Street to be Opened _____
 yes no yes no
 Main Building Drain Size _____ Main Vent Pipe Size _____ List Number of Plumbing Fixtures Below
 Water Closets _____ Bathtubs _____ Showers _____ Lavatories _____ Kitchen Sinks _____ Disposal _____ Dishwasher _____ Clothes Washer _____
 Floor Drains _____ Other Fixtures: Type _____ No. _____
 Description of Work: _____

MECHANICAL: Mechanical Contractor _____ Pn. _____
 Address _____ Estimated Cost _____
 Heating System: Forced Air _____ Gravity _____ Hot Water _____ Steam _____ Unit Heaters _____ Radiant _____ Baseboard _____
 Type of Fuel: Electric _____ Natural Gas _____ Propane _____ Wood _____ Coal _____ Solar _____ Geothermal _____ Other _____
 No. of Heat Zones _____ Hot Water: (One Pipe _____ Two Pipe _____ Series Loop _____) Electric Heat: (No of Circuits _____) No. of Furnaces _____
 No. of Hot Air Runs _____ No. of Hot Water Radiators _____ Total Heat Loss _____ Rated Capacity of Furnace/Boiler _____
 Location of Heating Units: Crawl Space _____ Floor Level _____ Attic _____ Suspended _____ Roof _____ Outside _____ Other _____
 Description of Work _____

DRAWINGS REQUIRED: All Applications must be Accompanied by Two Complete sets of Drawings Including SITE PLAN, FOUNDATION PLAN, FLOOR PLANS, STRUCTURAL FRAMING PLANS, EXTERIOR ELEVATIONS, SECTIONS and DETAILS, STAIR DETAILS, ELECTRICAL LAYOUT, PLUMBING ISOMETRIC, HEATING LAYOUT ETC. All plans shall be DRAWN TO SCALE. Show all existing structures on the site plan also, show Electric Panel and Furnace Locations.

READ AND SIGN BELOW; The undersigned hereby makes application for a permit for all work described herein, and agrees to complete the work in strict accordance with all applicable provisions of the current edition of the C.A.B.O. Building Code, the Napoleon Building and Zoning Codes, the Napoleon Engineering Dept. Rules and Regulations, Standard Specifications and other Pertinent Sections of the Napoleon Code of Ordinances.

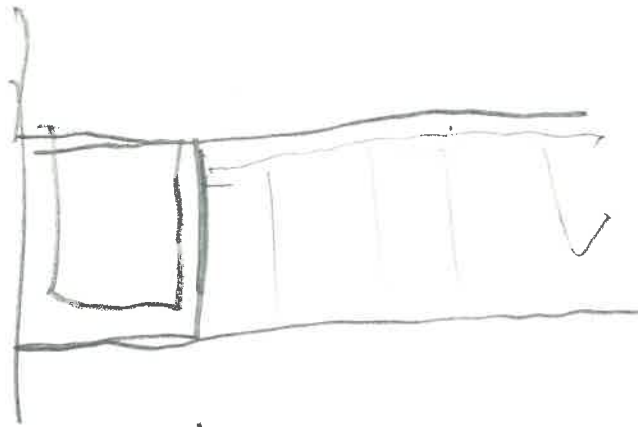
Date _____ Signature of Applicant _____
 Application not valid without signature

PROJECT RECORD FORM

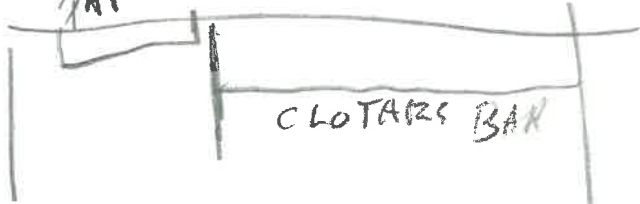
JOB NUMBER 817 HOBSON

TONTES


DATE	REMARKS
7/14/85	FOOTER inspection new foundations
7/29/85	Service inspection 100 AMP Disc in closet.
	Permitted as long as panel is boxed in so no clothes can hang in front.
7/26/85	Finalled out second floor.



PANEL



CLOTHES BAR



CLOTHES BAR